

THE KUPFERLE FOUNDRY COMPANY
Since 1887

PRODUCT BOOKLET



MAIN
ECLIPSE
i series



MAIN
GUARD



The Intelligent Solution for Water Distribution Systems
ECLIPSE
i series



ECLIPSE



TRUFLO



Corn King



Water Main Flushing Hydrants

Automatics • Post • Blow-Off

Bacteriological Sampling Stations

Dedicated Site • Meter Box • Valve Box

1-800-231-3990 • www.hydrants.com • info@hydrants.com

March 2011

Flush Your Dead-End Problems Away – Automatically!


Kupferle Automatic Flushing Devices help keep water safe by maintaining consistent chlorine residual levels and removing disinfectant byproducts (DBPs) while saving water and money!

Eclipse *i*-Series #9800*i*-WC Intelligent Flushing Device

- Permanent unit w/ built-in Cl analyzer and PLC
- Flushes when Cl levels reach prescribed levels
- Captures all Cl and flushing data on micro SD
- Lockable UV resistant cover
- 120 volt or solar power required



ECLIPSE™
i series




Eclipse *i*-Series #9700*i* Intelligent Flushing Device

- Portable unit w/ built-in Cl analyzer and PLC
- Flushes when Cl levels reach prescribed levels
- Captures all Cl and flushing data on micro SD
- Operates on 120 volt or battery power
- Attaches to existing fire hydrant (2½" NST)



ECLIPSE™
i series



Eclipse #9700 Automatic Flushing Device

- Portable unit attaches to existing fire hydrant (2½" NST)
- Adjustable flow rates up to 200 gpm
- Operates on 9-volt battery
- Lockable Case (see www.hydrants.com for additional accessories)

ECLIPSE™



Eclipse #9400 Automatic Flushing Device

- Permanent unit with diffused surface discharge
- Warm and cold climate units available
- Adjustable flow rates up to 200 gpm
- Lockable UV resistant cover
- Operates on 9-volt battery

ECLIPSE™



Eclipse #9800 Automatic Flushing Device

- Permanent unit with direct below grade discharge
- Warm and cold climate units available
- Adjustable flow rates up to 200 gpm
- Lockable UV resistant cover
- Operates on 9-volt battery

ECLIPSE™



EPA Green Project Reserve Funding

- All Automatic Flushing Devices categorically approved for GPR funding!
- Flushes up to 50% less water than manual hydrant flushing
- For more information go to www.hydrants.com/envirogreen



Get Reliable Samples Directly From Your Water Main!

Kupferle Sampling Stations help prevent obtaining false positives and avoid liability issues when taking samples from private property (homes & businesses). Take control of your sampling with dedicated, secure sampling stations!

Eclipse #88 Series Sampling Stations

- Provides safe, secure site for sampling from water main
- Non-draining to avoid cross contaminants
- Warm and cold climate units available
- Fully serviceable from above ground
- Lockable aluminum enclosure
- All brass waterway (stainless steel option also available)

ECLIPSE™



Eclipse 88WC
Warm Climate



Eclipse 88
Cold Climate

MainGuard #66 Series Sampling Station

- Provides safe, secure site for sampling from water main
- Non-draining to avoid cross contaminants
- Warm and cold climate units available
- Fully serviceable from above ground
- Lockable aluminum enclosure
- All surgical stainless steel waterway



MAINGUARD™



MainGuard 66
Cold Climate



MainGuard 66WC
Warm Climate

MainGuard #94WM Sampling Station

- Perfect for complying with Total Coliform upstream/downstream regulations
- Special threaded nipple superior to quick disconnect models
- Installs into existing meter box and setter
- Spring loaded valve makes collection easy
- Samples pulled from the main side of unit
- All brass waterway
- Easy to install

MAINGUARD™



MainGuard #92 & 92VB Sampling Stations

- Special threaded nipple superior to quick disconnect models
- Installs into a galvanized pipe or 5 1/4" valve box
- Spring loaded valve makes collection easy
- Provides a safe, secure sampling site
- Serviceable from above ground
- All brass waterway

MAINGUARD™



Kupferle Offers a Full Line of Above and Below Ground Blow-Offs

Kupferle full line of blow-offs provide maximum flow rate performance with the ease of installation and above-ground maintenance.

Eclipse #2 Post Flushing Hydrant

- 2" post hydrant with flow rates starting at 675gpm @ 75psi
- Multiple inlet selections up to 3" IP and 4" MJ
- Self-draining, non-freezing
- All brass operating parts
- Outlet 2½" NST or smaller

ECLIPSE™



MainGuard #77/#78 Blow-Off

- Unique valve design allows for an unobstructed flow
- 2" blow-off with flow rates starting at 380 gpm @ 75 psi
- Available in above and below grade versions
- Horizontal or Vertical 2" Inlet (IP or MJ)
- Self-draining, non-freezing


MAINGUARD™



MainGuard #7500/#7600 Blow-Off

- Unique valve design allows for an unobstructed flow
- 4" blow-off with flow rates starting at 1500 gpm @ 75 psi
- Available in above and below grade versions
- Multiple inlet selections of 4" or 6" MJ
- Self-draining, non-freezing

MAINGUARD™



Truflo #TF500/550 Blow-Off

- Unique valve design allows for an unobstructed flow
- 2" Blow-Off fits inside 5¼" valve box
- Flow rates of 400 gpm @ 75 psi
- All brass working parts

TRUFLO™

